

Map 1 (standard)

Starter on pontoon or dam wall

U1 on pontoon

U2 in a boat - static but may move if necessary

U3 in a boat - static but may move if necessary

Finish judge - in the finish tent

Co-ord in the finish tent or control caravan

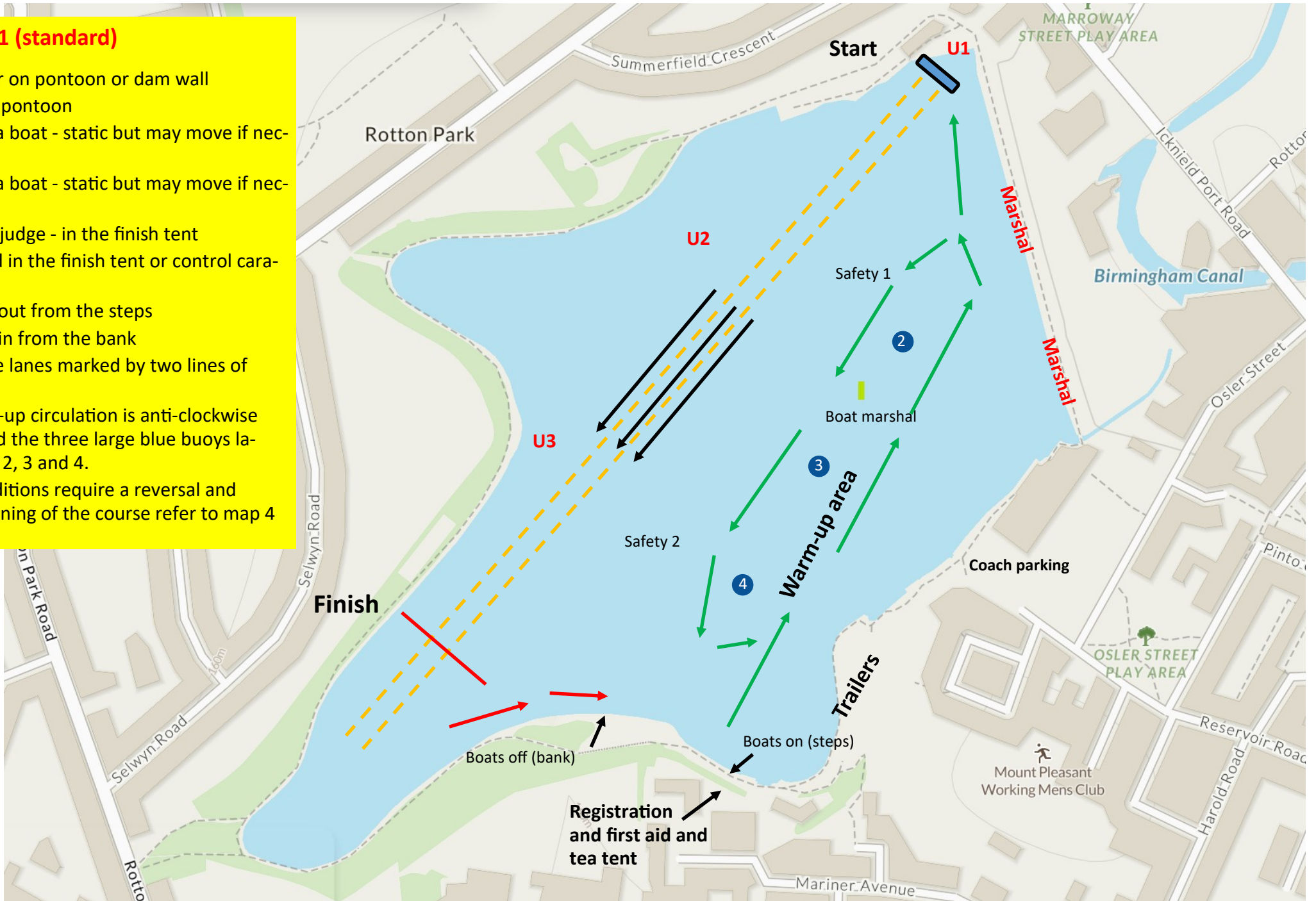
Boats out from the steps

Boats in from the bank

Course lanes marked by two lines of buoys

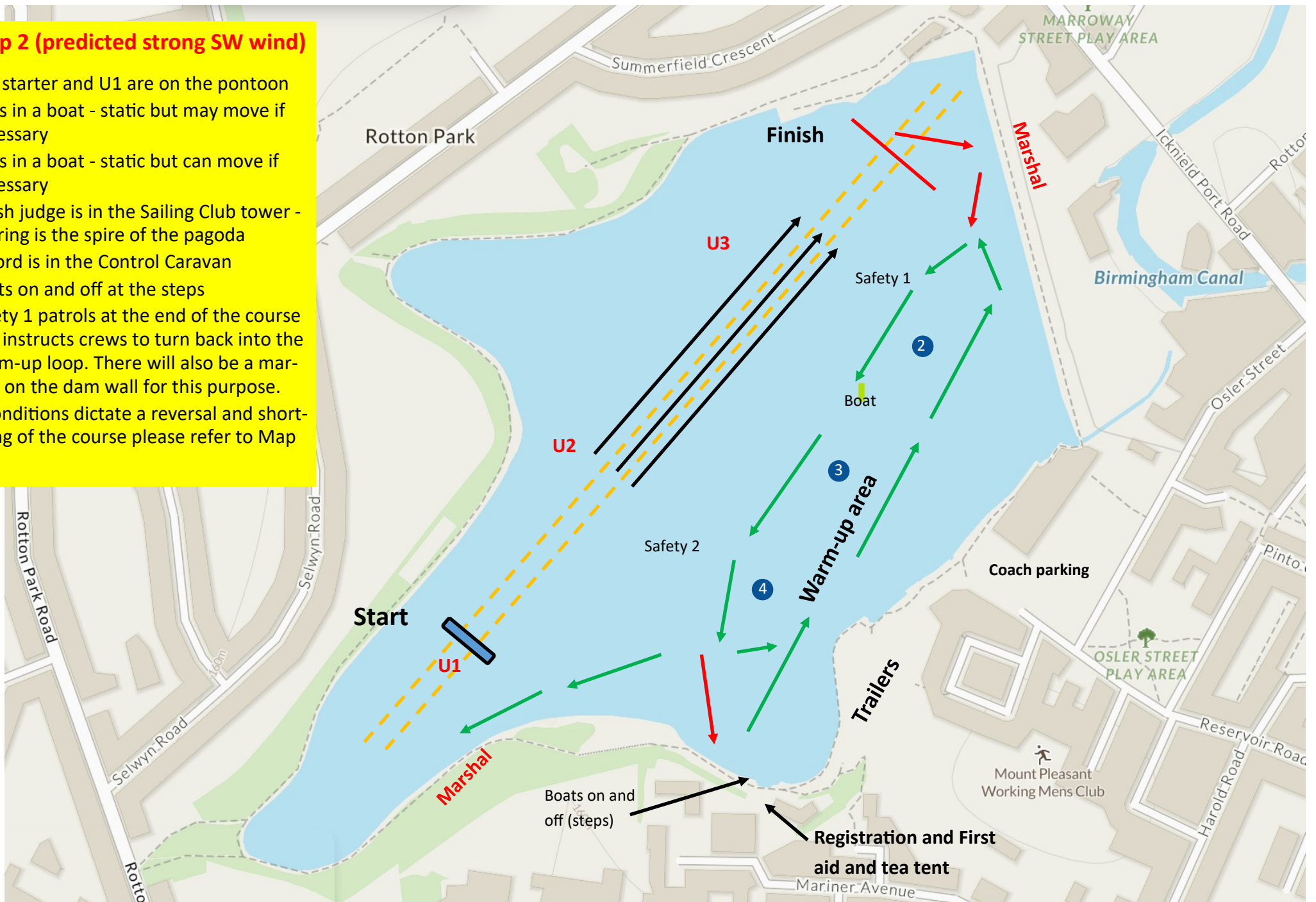
Warm-up circulation is anti-clockwise around the three large blue buoys labelled 2, 3 and 4.

If conditions require a reversal and shortening of the course refer to map 4



Map 2 (predicted strong SW wind)

The starter and U1 are on the pontoon
U2 is in a boat - static but may move if necessary
U3 is in a boat - static but can move if necessary
Finish judge is in the Sailing Club tower - bearing is the spire of the pagoda
Co-ord is in the Control Caravan
Boats on and off at the steps
Safety 1 patrols at the end of the course and instructs crews to turn back into the warm-up loop. There will also be a marshal on the dam wall for this purpose.
If conditions dictate a reversal and shortening of the course please refer to Map 3



Map 3 (where Map 2 has been used but course needs reversing and shortening)

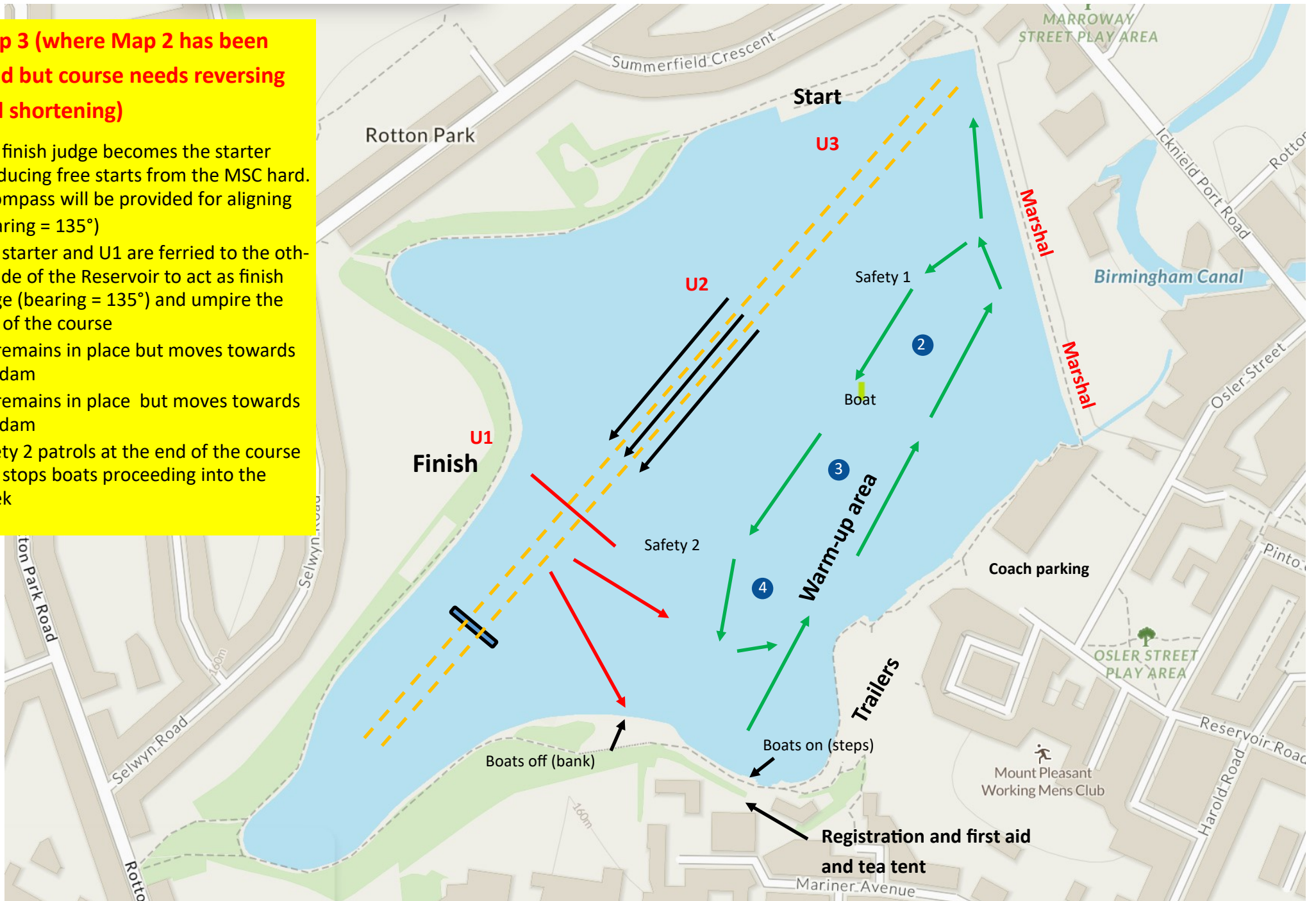
The finish judge becomes the starter conducting free starts from the MSC hard. A compass will be provided for aligning (bearing = 135°)

The starter and U1 are ferried to the other side of the Reservoir to act as finish judge (bearing = 135°) and umpire the end of the course

U2 remains in place but moves towards the dam

U3 remains in place but moves towards the dam

Safety 2 patrols at the end of the course and stops boats proceeding into the creek



Map 4 (where Map 1 has been used and course needs to be reversed and shortened)

The starter and U1 make their way round to the creek to assist with marshalling
U2 umpires the finish part of the race and acts as finish judge (a compass will be provided for this purpose, bearing = 135°)

U3 remains in place

Safety 1 and Boat marshal ensures crews turn immediately after finish to circulation pattern.

The finish judge becomes the starter and aligner doing free starts until assistance arrives from the Sailing Club end of the course. After that the three of you alternate the duties of starter and aligner with the spare umpire assisting with the marshalling until the marshals arrive

